DIGITAL MEASURING

TECHNICAL SPECIFICATION SHEET

3D LASER TEMPLATE

Portable laser templating system

Measure kitchen countertops, walls and stairs on site with a laser head on a tripod.



3D Laser Template kit in its case

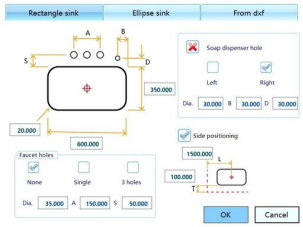

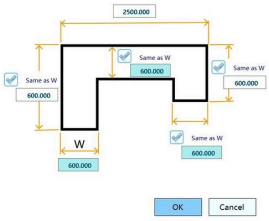

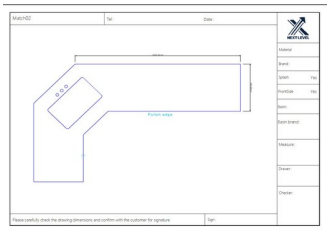

197 ft	DXF	PDF	40 lb
Laser range (60 m)	Clean lines for the CNC	Drawing for customer sign-off	Complete kit (18 kg)

KEY FEATURES

- **One job, several pages**
  Each customer gets a job.
- **Draw a top from dimensions**
  No site visit yet?
- **Fit between the walls**
  Point mode moves selected corners to bring the overall size in, so the top drops in between the walls.
- **Measure types**
  Continuous line builds lines point by point; Line captures 2 points; Arc captures 3 points; Circle offers several ways to create a circle; Cross captures a single point.
- **Sinks, faucets and soap holes**
  Place a rectangle or ellipse sink by its size and position, with no, one or three faucet holes and a soap-dispenser hole left or right.
- **Seams and backsplashes**
  Split the top at a seam, straight or European-style arc, with the gap you set; draw a backsplash from its width.
- **A drawing to sign**
  Print the page you are working on, or save it as a PDF to e-mail.
- **Every job on file**
  Search jobs by name, show only jobs after a date and preview the drawing before opening.

APPLICATIONS Kitchen countertops and islands; walls and wall boundaries for tops that meet them; stairs; any job that needs accurate on-site dimensions.

3D LASER TEMPLATE · TECHNICAL DATA

PORTABLE LASER TEMPLATING SYSTEM

EDITING TOOLS	
Fillets	Sharp; chamfer with one or two distances; radius
Edit	Offset, extend, move, bend, split line, rotate, mirror, set color, undo and redo
Assist lines	Shown in yellow; never exported to the CNC
JOB FILES	
Files	Open, save and save as; delete
DIMENSIONS AND WEIGHT	
Dimensions	Aligned, horizontal and vertical lengths; angles; arc radius
Length display	Set decimals; show angle, unit and area

DIMENSIONS AND WEIGHT (CONT.)	
Text	Free text and saved standard notes, at any angle
DETAILS	
Curves	Points turned into a B-spline, polyline or arc
Snapping	Line ends and midpoints are captured automatically
Frame fields	Job name, phone, date, material, brand, splash, front side, basin
Sign-off	Measured by, drawn by, checked by; customer signature
Logo	Your own logo in the frame

INCLUDED AS STANDARD

- Laser head with Next Level label
- Tripod stand
- Microsoft Surface tablet with the templating software
- Charger
- Hard carrying case with Next Level label

DETAILS





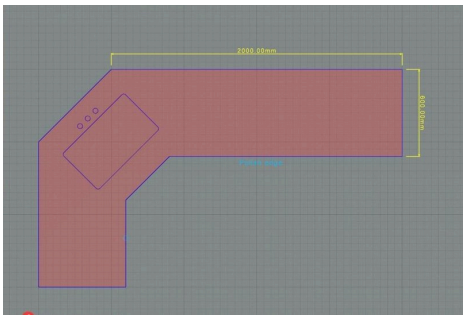

Laser head · Hard carrying case · One job, several pages

Functions from the software operation manual; laser range and kit weight from factory data. Specifications and software functions are subject to change without notice. Images may show optional equipment. All dimensions and weights are approximate; U.S. values are converted from the factory's metric data. Document date: Nov 2026. Next Level Enterprises · www.nextlevel.plus · +1 941-900-3018 · sales@nextlevel.plus