

8′ A-FRAME TRANSPORT CART

Heavy-duty double-sided galvanized A-frame cart · 4,400 lb (2 t)

PRODUCT OVERVIEW

A galvanized double-sided A-frame on a wheeled base moves slabs and fabricated pieces between stations. Pushing rods with ratchet straps hold the load, the casters pin on and off, and fork pockets on all four sides take a forklift.



One side loaded

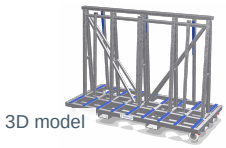

Empty cart

4,400 lb	**16 in**	**5**	**6 in**
rating (2 t)	per side (406 mm)	A-posts	quick-pin casters

KEY FEATURES

Load it. Strap it. Roll it.

Pieces lean on the five A-posts and stand on blue rubber load bars; pushing rods and ratchet straps press them against the frame.

Wheels or forks

Roll it on four 6 in casters, two with brakes, or lift it with a forklift from any side.

Quick-pin casters

The casters pin on and off for stationary storage or loading.

Hot-dip galvanized

Fully welded structural-steel tube, galvanized 80 µm, for wet shops.

Six pushing rods

Each rod presses a piece against the frame before the straps go on.

Five A-posts

Long pieces lean on five A-posts along the 8 ft frame.

IDEAL APPLICATIONS

- Slabs and pieces between saw, CNC, polishing and dispatch.
- Finished countertops staged for delivery.
- Forklift transfer between buildings.
- Temporary storage on wheels.

LOAD BOTH SIDES EVENLY

Keep the total within 4,400 lb (2 t), strap every piece before moving and set the brakes while loading.

DETAILS AND SPECIFICATIONS

8′ A-Frame Transport Cart · technical data



The galvanized cart frame at the factory (video frame)

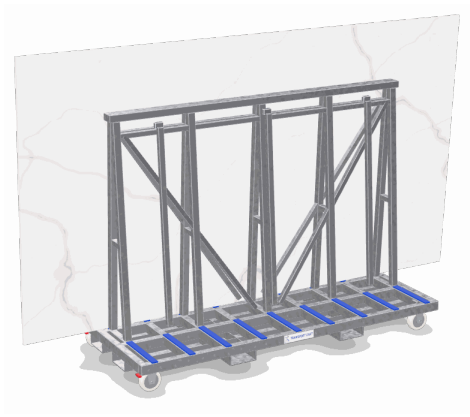

3D model

137 × 78 in slab on one side

CART

Length × width × height	94.5 × 43.3 × 70.9 in (2,400 × 1,100 × 1,800 mm)
Storage depth	16.0 in (406 mm) per side
A-posts	5
Load bars	Blue rubber, both sides
Load retention	6 pushing rods with ratchet straps

MOBILITY

Casters	4 × 6 in, quick-connect pins: 2 fixed, 2 swivel with brakes
Caster rating (factory)	1,543 lb (700 kg) each
Forklift	Fork pockets on all 4 sides



INCLUDED

- Galvanized A-frame cart.
- 6 pushing rods with ratchet straps.
- 4 quick-pin casters.
- 3D model for VR and phone AR.

RATING AND BUILD

- Rated load (factory): 4,400 lb (2 t)
- Max. point load (factory): 838 lb (380 kg)
- Tubes: Structural steel (S235-equivalent), 2 × 2 in and 1.2 × 2 in tube (50 × 50 × 2.5 and 30 × 50 × 2.0 mm), full welding
- Finish: Hot-dip galvanized, 80 µm
- Weight: 441 lb (200 kg)
- Packing: 94.5 × 43.3 × 12.6 in (2,400 × 1,100 × 320 mm)

Before you order: Check aisles, doors and ramps for 43.3 in (1,100 mm) width (more with long pieces) and a smooth floor for the casters. Factory data, 2026 (proforma invoice, drawings, data sheets and quotations). Capacities are the factory's ratings for the product itself; your floor, lifting equipment and loading method must suit the load. U.S. values first, metric in brackets; added conversions are approximate. Specifications are subject to change without notice.